

TECHNICAL DATA
MODEL RX08SS
BJM Pumps® SUBMERSIBLE PUMP-316 SS

GENERAL DATA

MAX. FLOW: GPM (L/min)	89 GPM (337 L/min)
MAX. HEAD: ft (m)	49.5' (15.1 m)
MAX. SUBMERSION DEPTH: ft (m)	65' (20m) or limited to length of power cord, Consult factory for deeper depths
PUMP TYPE	TOP DISCHARGE, DEWATERING
SOLID SIZE: in (mm)	1/4" (6.3 mm)
STRAINER OPENING	0.25" (6.35 mm)
PUMP DOWN WATER LEVEL: in (mm)	2.25" (57 mm)
IMPELLER DIAMETER: in (mm)	4.33" (110 mm)
DISCHARGE SIZE	2" NPT-MALE
PUMP WEIGHT, without cable: lbs (kg)	54 lbs (24.6 kg)
SHIPPING WEIGHT: lbs (kg)	64 lbs (29.1 kg)

CONSTRUCTION/MATERIAL DATA

MECHANICAL SEAL - UPPER	CARBON/ SILICON CARBIDE, FKM
MECHANICAL SEAL - LOWER	SILICON CARBIDE/SILICON CARBIDE, FKM
OUTER CASING	316 SS
MOTOR CASING	316 SS
PUMP VOLUTE	316 SS
IMPELLER- MULTI VANE	316 SS
STRAINER	316 SS
BOTTOM PLATE	316 SS
LIPSEAL & O-RINGS	FKM
ROTOR SHAFT	316 SS
EXTERNAL HARDWARE	316 SS
QTY. OIL IN SEAL CHAMBER	4.4 U.S. FL. OZ. (130 C.C.)
BALL BEARING: PERM. LUBE. UPPER	6203
BALL BEARING: PERM. LUBE. LOWER	6304

ELECTRICAL /MOTOR DATA

MOTOR: TYPE, RATING HP	SUBMERSIBLE, 1 (CONTINUOUS DUTY)			
MOTOR RPM	3450			
MOTOR INSULATION CLASS	F			
MOTOR SERVICE FACTOR	1.1			
VOLTAGE ¹ - 3 PH, 60 Hz	208V option	230V	460V	575V option
CURRENT F.L.A.	3.5	3.2	1.6	1.3
LOCKED ROTOR CURRENT (LRA)	19.8	18	9	8
MOTOR PROTECTION	THERMAL & AMP. OVERLOAD			
POWER CORD: GAGE; LENGTH	A.W.G. 16/4; 50' (15.2 m), STOW			
MAXIMUM LIQUID TEMPERATURE	104°F (40°C)			

1- Available in other voltages (and in 50 Hz).

©2020 Industrial Flow Solutions Operating, LLC. All rights reserved.

104 John W Murphy Drive

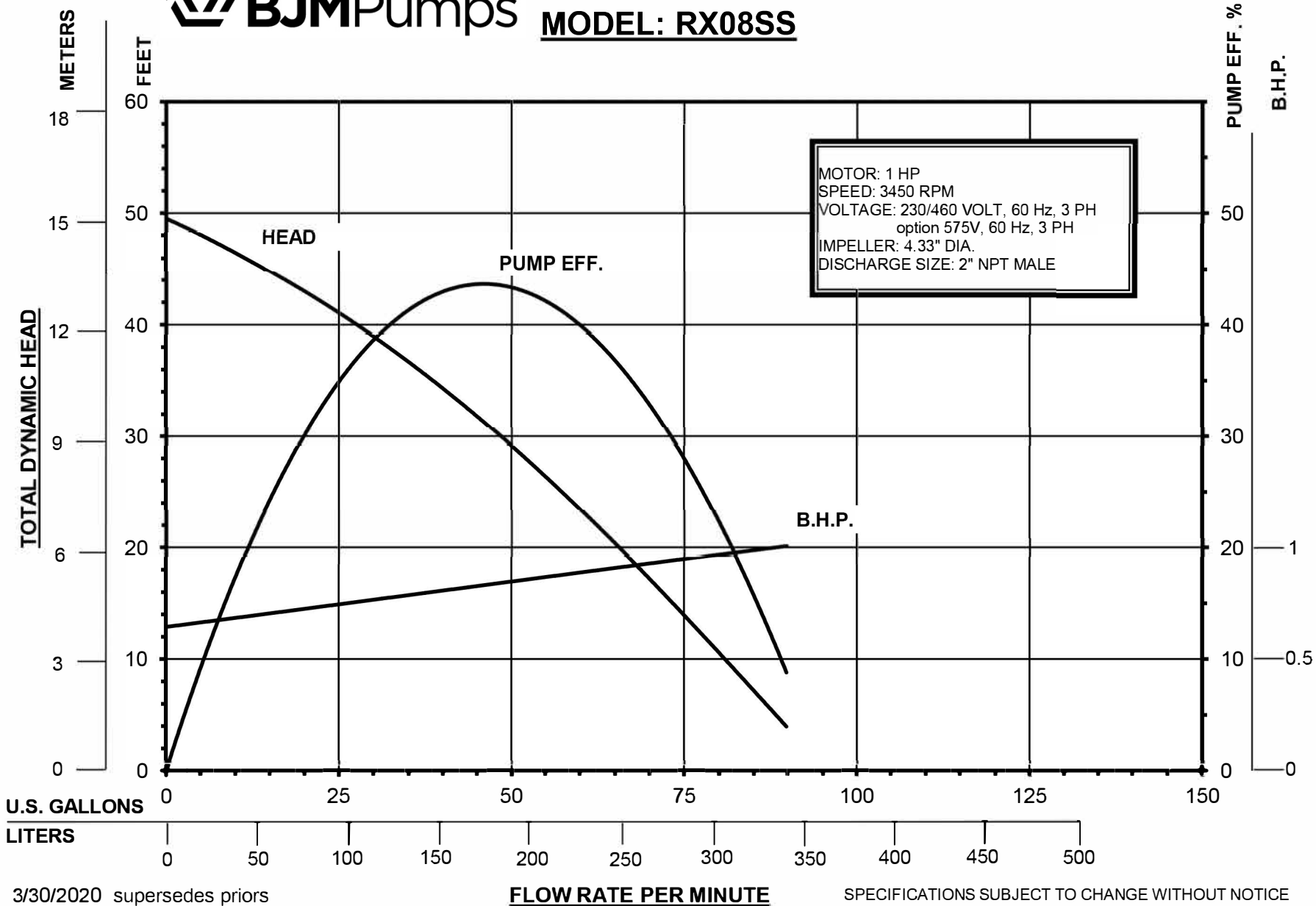
New Haven, CT. 0613, USA

Tel: (860)399-5937 - Fax: (860)399-7784

REFER TO REVERSE SIDE FOR PUMP PERFORMANCE CURVES SPECIFICATIONS SUBJECT TO CHANGE WITHOUT NOTICE



BJMPumps MODEL: RX08SS



3/30/2020 supersedes priors

FLOW RATE PER MINUTE SPECIFICATIONS SUBJECT TO CHANGE WITHOUT NOTICE

TECHNICAL DATA
MODEL RX15SS
BJM Pumps® SUBMERSIBLE PUMP-316 SS



208/230/460/575V

GENERAL DATA

MAX. FLOW: GPM (L/min)	116 GPM (439 L/min)
MAX. HEAD: ft (m)	71' (21.6 m)
MAX. SUBMERSION DEPTH: ft (m)	65' (20m) or limited to length of power cord, Consult factory for deeper depths
PUMP TYPE	TOP DISCHARGE, DEWATERING
SOLID SIZE: in (mm)	1/4" (6.3 mm)
STRAINER OPENING	0.25" (6.35 mm)
PUMP DOWN WATER LEVEL: in (mm)	2.25" (57 mm)
IMPELLER DIAMETER: in (mm)	5.04" (128 mm)
DISCHARGE SIZE	2" NPT-MALE
PUMP WEIGHT, without cable: lbs (kg)	61 lbs (27.7 kg)
SHIPPING WEIGHT: lbs (kg)	70 lbs (31.8 kg)

CONSTRUCTION/MATERIAL DATA

MECHANICAL SEAL - UPPER	CARBON/CERAMIC
MECHANICAL SEAL - LOWER	SILICON CARBIDE/SILICON CARBIDE
OUTER CASING	316 SS
MOTOR CASING	316 SS
PUMP VOLUTE	316 SS
IMPELLER- MULTI VANE	316 SS
STRAINER	316 SS
BOTTOM PLATE	316 SS
LIPSEAL & O-RINGS	VITON
ROTOR SHAFT	316 SS
EXTERNAL HARDWARE	316 SS
QTY. OIL IN SEAL CHAMBER	4.4 U.S. FL. OZ. (130 C.C.)
BALL BEARING: PERM. LUBE. UPPER	6203
BALL BEARING: PERM. LUBE. LOWER	6304

ELECTRICAL /MOTOR DATA

MOTOR: TYPE, RATING HP	SUBMERSIBLE, 2 (CONTINUOUS DUTY)			
MOTOR RPM	3450			
MOTOR INSULATION CLASS	F			
MOTOR SERVICE FACTOR	1.1			
VOLTAGE ¹ - 3 PH, 60 Hz	208V option	230V	460V	575V option
CURRENT F.L.A.	6.6	6	3	2.3
LOCKED ROTOR CURRENT (LRA)	50.6	46	23	15.5
MOTOR PROTECTION	THERMAL & AMP. OVERLOAD			
POWER CORD: GAGE; LENGTH	A.W.G. 16/4; 50' (15.2 m), STOW			
MAXIMUM LIQUID TEMPERATURE	104°F (40°C)			

1- Available in other voltages (and in 50 Hz).

©2020 Industrial Flow Solutions Operating, LLC. All rights reserved.

104 John W Murphy Drive
 New Haven, CT. 0613, USA

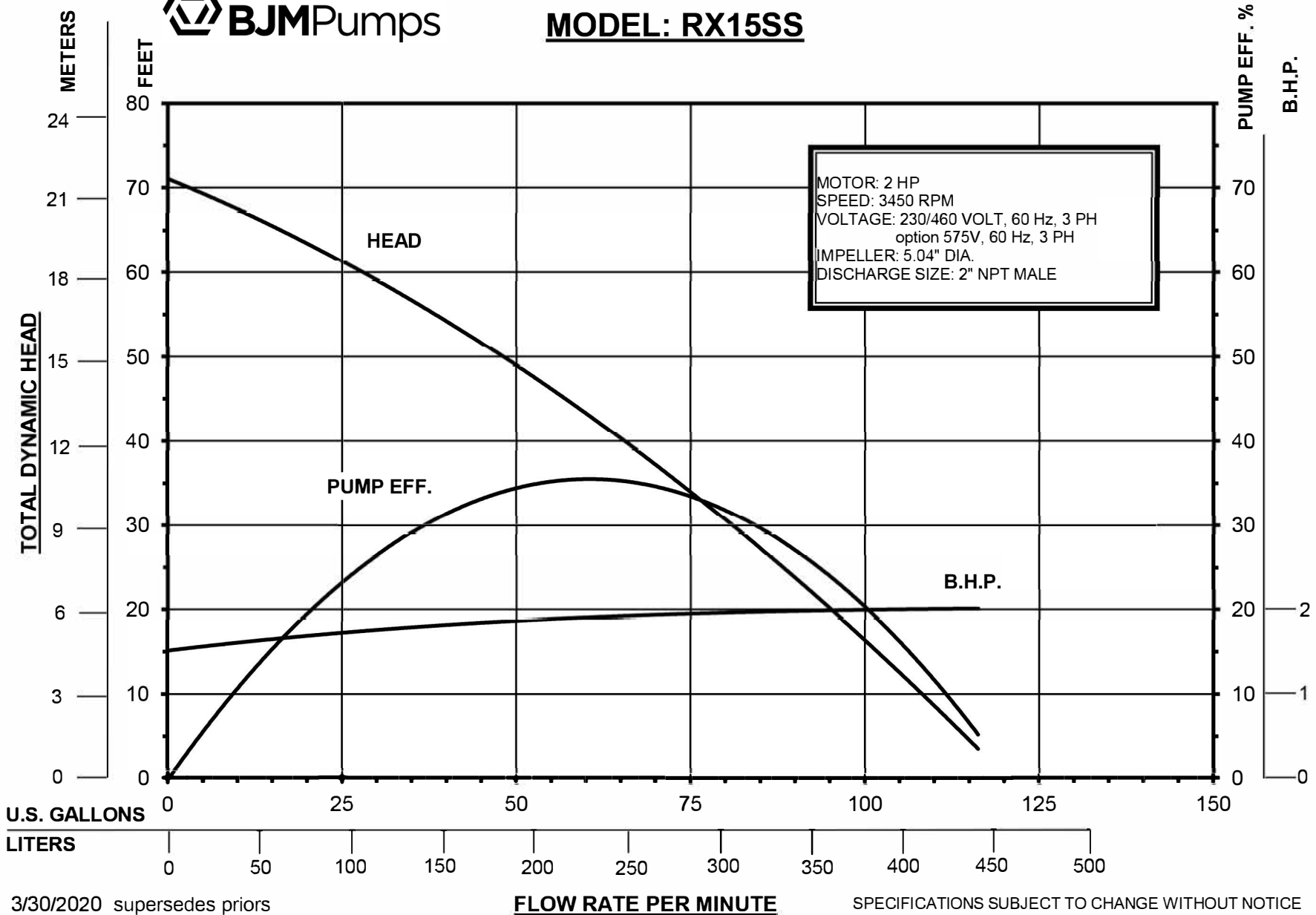
Tel: (860)399-5937 - Fax: (860)399-7784

REFER TO REVERSE SIDE FOR PUMP PERFORMANCE CURVES SPECIFICATIONS SUBJECT TO CHANGE WITHOUT NOTICE



BJMPumps

MODEL: RX15SS



3/30/2020 supersedes priors

FLOW RATE PER MINUTE

SPECIFICATIONS SUBJECT TO CHANGE WITHOUT NOTICE

TECHNICAL DATA
MODEL RX750SS
BJM SUBMERSIBLE PUMP-316 SS



GENERAL DATA

MAX. FLOW: GPM (L/min)	89 GPM (337 L/min)
MAX. HEAD: ft (m)	49.5' (15.1 m)
MAX. SUBMERSION DEPTH: ft (m)	65' (20m) or limited to length of power cord, Consult factory for deeper depths
PUMP TYPE	TOP DISCHARGE, DEWATERING
SOLID SIZE: in (mm)	1/4" (6.3 mm)
STRAINER OPENING	0.25" (6.35 mm)
PUMP DOWN WATER LEVEL: in (mm)	2.25" (57 mm)
IMPELLER DIAMETER: in (mm)	4.33" (110 mm)
DISCHARGE SIZE	2" NPT-MALE
PUMP WEIGHT, without cable: lbs (kg)	55 lbs (25 kg)
SHIPPING WEIGHT: lbs (kg)	68 lbs (31 kg)

CONSTRUCTION/MATERIAL DATA

MECHANICAL SEAL - UPPER	CARBON/CERAMIC
MECHANICAL SEAL - LOWER	SILICON CARBIDE/SILICON CARBIDE
OUTER CASING	316 SS
MOTOR CASING	316 SS
PUMP VOLUTE	316 SS
IMPELLER- MULTI VANE	316 SS
STRAINER	316 SS
BOTTOM PLATE	316 SS
LIPSEAL & O-RINGS	VITON
ROTOR SHAFT	316 SS
EXTERNAL HARDWARE	316 SS
QTY. OIL IN SEAL CHAMBER	4.4 U.S. FL. OZ. (130 C.C.)
BALL BEARING: PERM. LUBE. UPPER	6203
BALL BEARING: PERM. LUBE. LOWER	6304

ELECTRICAL /MOTOR DATA

MOTOR: TYPE, RATING HP	SUBMERSIBLE, 1 (CONTINUOUS DUTY)	
MOTOR RPM	3450	
MOTOR INSULATION CLASS	F	
MOTOR SERVICE FACTOR	1.1	
VOLTAGE ¹ - 1 PH, 60 Hz	115V	230V
CURRENT F.L.A.	14	7
LOCKED ROTOR CURRENT (LRA)	65	32.5
MOTOR PROTECTION	THERMAL & AMP. OVERLOAD	
POWER CORD: GAGE; LENGTH	A.W.G. 14/3; 50' (15.2 m), STOW	
MAXIMUM LIQUID TEMPERATURE	104°F (40°C)	

1- Available in other voltages (and in 50 Hz).

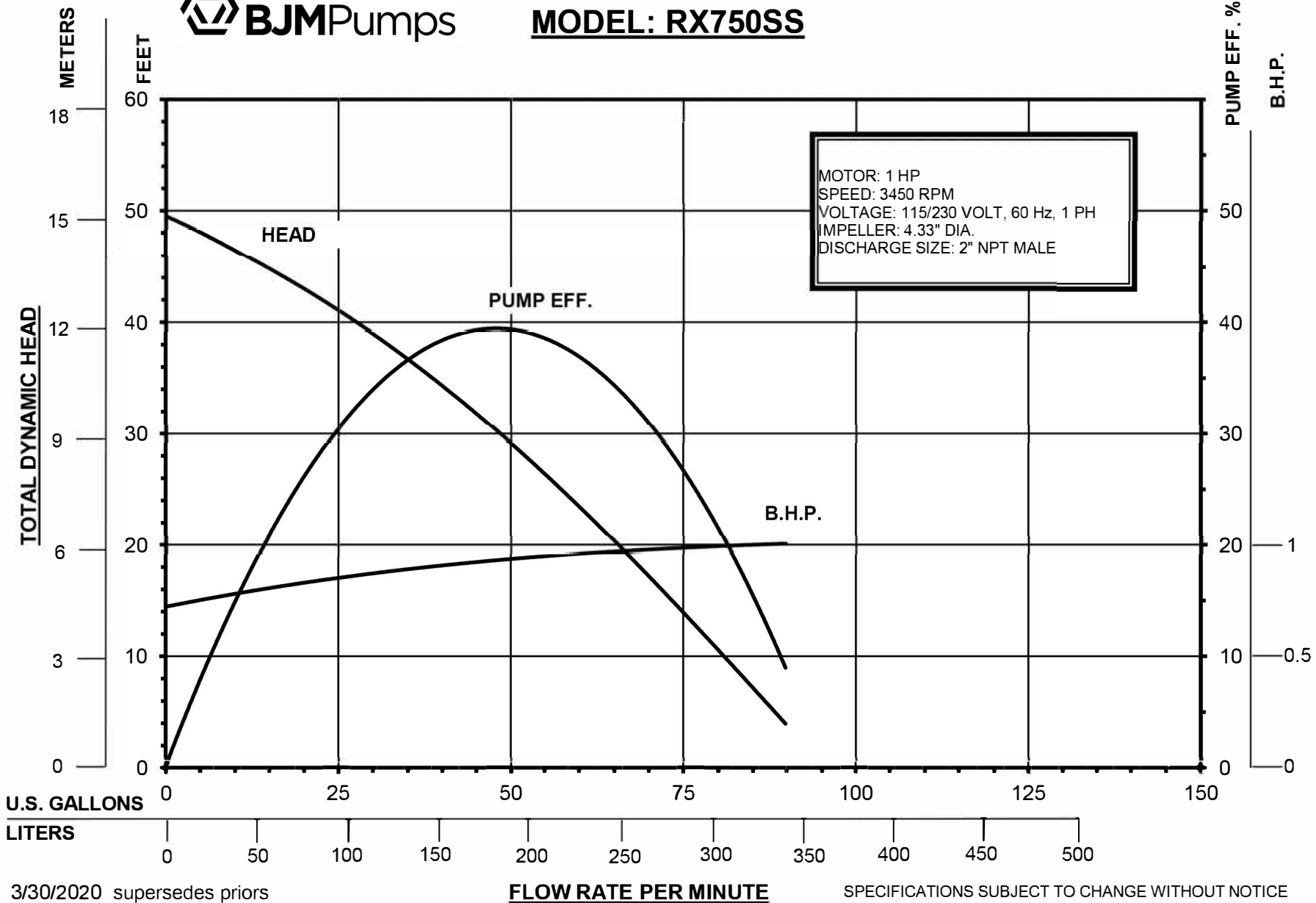
©2020 Industrial Flow Solutions Operating, LLC. All rights reserved.

104 John W Murphy Drive
 New Haven, CT. 0613, USA
 Tel: (860)399-5937 - Fax: (860)399-7784



BJM Pumps

MODEL: RX750SS



3/30/2020 supersedes priors

FLOW RATE PER MINUTE

SPECIFICATIONS SUBJECT TO CHANGE WITHOUT NOTICE

TECHNICAL DATA
MODEL RX1500SS
BJM Pumps® SUBMERSIBLE PUMP-316 SS



GENERAL DATA

MAX. FLOW: GPM (L/min)	116 GPM (439 L/min)
MAX. HEAD: ft (m)	71' (21.6 m)
MAX. SUBMERSION DEPTH: ft (m)	65' (20m) or limited to length of power cord, Consult factory for deeper depths
PUMP TYPE	TOP DISCHARGE, DEWATERING
SOLID SIZE: in (mm)	1/4" (6.3 mm)
STRAINER OPENING	0.25" (6.35 mm)
PUMP DOWN WATER LEVEL: in (mm)	2.5" (63 mm)
IMPELLER DIAMETER: in (mm)	5.04" (128 mm)
DISCHARGE SIZE	2" NPT-MALE
PUMP WEIGHT, without cable: lbs (kg)	69 lbs (31.4 kg)
SHIPPING WEIGHT: lbs (kg)	80 lbs (36.4 kg)

CONSTRUCTION/MATERIAL DATA

MECHANICAL SEAL - UPPER	CARBON/CERAMIC
MECHANICAL SEAL - LOWER	SILICON CARBIDE/SILICON CARBIDE
OUTER CASING	316 SS
MOTOR CASING	316 SS
PUMP VOLUTE	316 SS
IMPELLER- MULTI VANE	316 SS
STRAINER	316 SS
BOTTOM PLATE	316 SS
LIPSEAL & O-RINGS	VITON
ROTOR SHAFT	316 SS
EXTERNAL HARDWARE	316 SS
QTY. OIL IN SEAL CHAMBER	4.4 U.S. FL. OZ. (130 C.C.)
BALL BEARING: PERM. LUBE. UPPER	6203
BALL BEARING: PERM. LUBE. LOWER	6304

ELECTRICAL /MOTOR DATA

MOTOR: TYPE, RATING HP	SUBMERSIBLE, 2 (CONTINUOUS DUTY)
MOTOR RPM	3450
MOTOR INSULATION CLASS	F
MOTOR SERVICE FACTOR	1.1
VOLTAGE ¹	230, 1 PH, 60 Hz
CURRENT F.L.A.	14
LOCKED ROTOR CURRENT (LRA)	65
MOTOR PROTECTION	THERMAL & AMP. OVERLOAD
POWER CORD: GAGE; LENGTH	A.W.G. 14/3; 50' (15.2 m), STOW
MAXIMUM LIQUID TEMPERATURE	104°F (40°C)

1- Available in other voltages (and in 50 Hz).

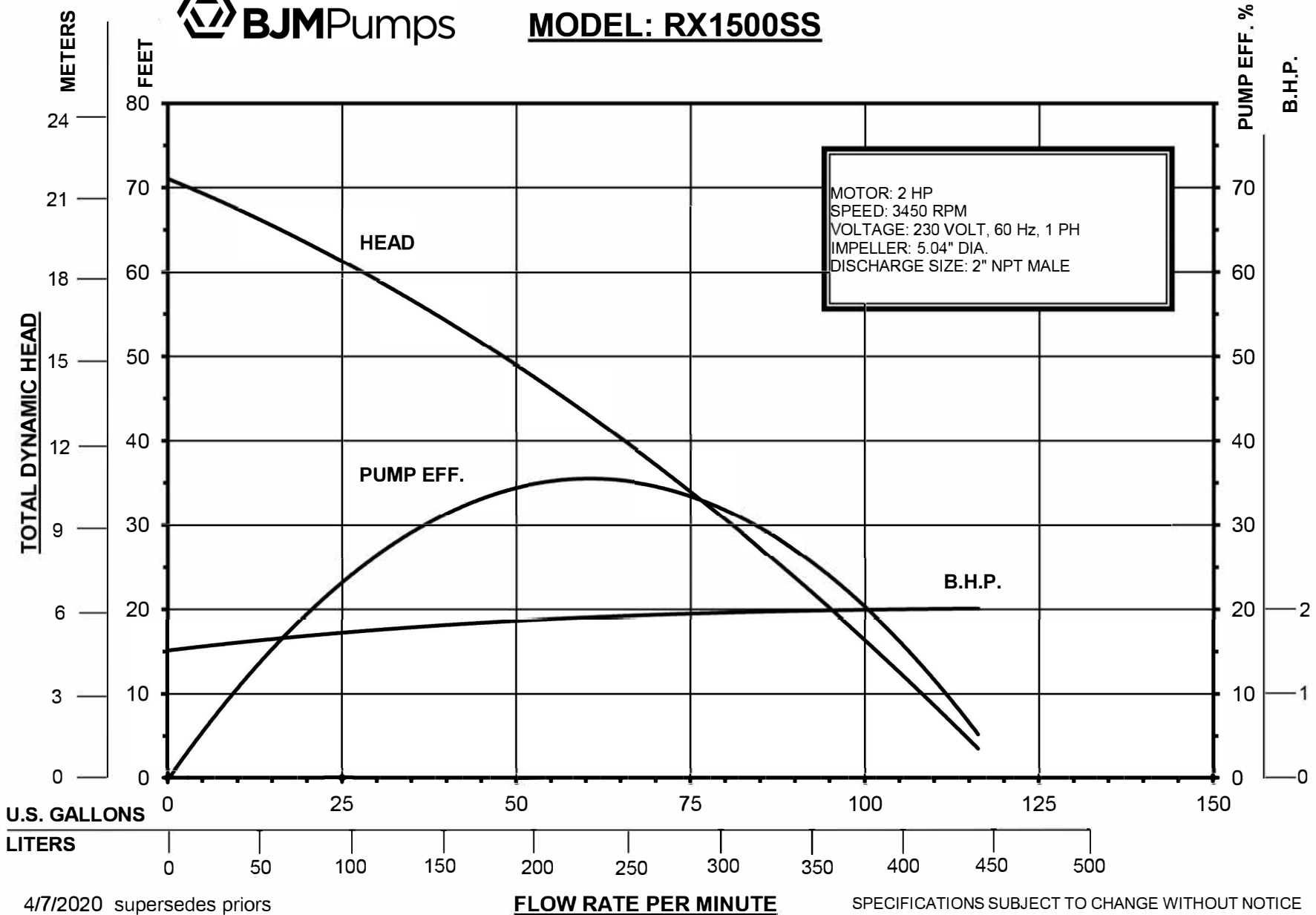
©2020 Industrial Flow Solutions Operating, LLC. All rights reserved.

104 John W Murphy Drive
 New Haven, CT. 0613, USA
 Tel: (860)399-5937 Fax: (860)399-7784



BJM Pumps

MODEL: RX1500SS



MOTOR: 2 HP
SPEED: 3450 RPM
VOLTAGE: 230 VOLT, 60 Hz, 1 PH
IMPELLER: 5.04" DIA.
DISCHARGE SIZE: 2" NPT MALE

4/7/2020 supersedes priors

FLOW RATE PER MINUTE

SPECIFICATIONS SUBJECT TO CHANGE WITHOUT NOTICE